

# MS 1400

## Electronic Gynecology Table



# MS 1400

## Electronic Gynecology Table

- 3 motors
- Electronic adjustments of backrest, height
- Trendelenburg functions
- Control Pedal
- Stainless steel main-frame
- Detachable footrest part
- Removable and adjustable Polyurethane leg supports
- Synthetic leather coated mattress
- Stainless steel handles
- Stainless steel waste bin








### TECHNICAL DETAILS

<b>External Dimensions:</b>	75x120cm
<b>Mattress Dimensions:</b>	60x160cm
<b>Height Range:</b>	60-85cm
<b>Trendelenburg Angle:</b>	0-12°
<b>Backrest Angle:</b>	0°-70°
<b>Safe Working Load Capacity:</b>	180kg

### ELECTRICAL DATA

<b>Power In:</b>	max. 3,15A 100V – 240V ~ 50/60 Hz
<b>Electrical Shock Protection:</b>	Class I, Type B
<b>Liquid Ingress Protection:</b>	IPx66

### Color Options:

<b>D101</b>	<b>D103</b>	<b>D106</b>	<b>D107</b>	<b>D108</b>
				
Claret	Red	Beige	Dark Blue	Black